



Ausladung und Tragfähigkeit

Radius and capacity / Portée et charge / Sbraccio e portata
Alcances y cargas / Alcance e capacidade de carga / Вылет и грузоподъемность

m	m / kg	m/kg																
		10,0	11,0	12,0	13,0	14,0	15,0	16,0	17,0	18,0	19,0	20,0	21,0	22,0	23,0	24,0	25,0	26,0
26,0	2,2 - 12,0 2500	2500	2500	2500	2280	2090	1930	1790	1660	1560	1460	1370	1300	1230	1160	1100	1050	1000
24,0	2,2 - 12,4 2500	2500	2500	2500	2370	2180	2010	1860	1730	1620	1520	1430	1350	1280	1210	1150		
12,0	2,2 - 12,0 2500	2500																

Gewicht

Weight / Poids / Peso / Peso / Pesos / Macca

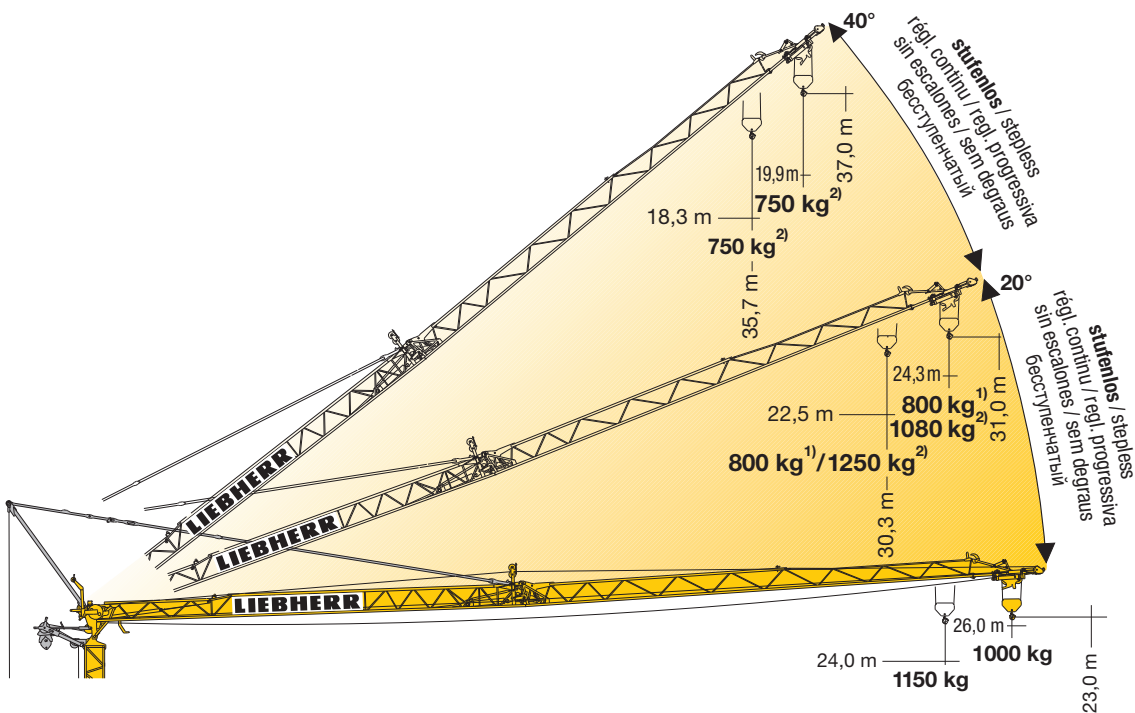
	15000 kg	r = 2,0 m		9100 kg
---	----------	-----------	---	---------

Auslegersteilstellung

Elevated jib / Flèche inclinée / Braccio inclinato
Pluma inclinada / Lança inclinada / Положение стрелы под углом

m		5°	10°	15°	20°	25°	30°	35°	40°
26,0		24,3	26,4	29,3	31,0	32,4	34,2	36,0	37,0
		2,2- 11,9- 25,9 ²⁾	2,2- 12,0- 25,5 ²⁾	2,2-15,6-25,0 ²⁾	2,2-24,3 ¹⁾ 2,2-19,6-24,3 ²⁾	2,2-22,6-23,5 ²⁾	2,2-22,4 ²⁾	2,2-21,2 ²⁾	2,2-19,9 ²⁾
		-2500-1000 ²⁾	-2500-1020 ²⁾	-1850-1050 ²⁾	800 ¹⁾ -1400-1080 ²⁾	-1180-1130 ²⁾	1000 ²⁾	870 ²⁾	750 ²⁾

m		5°	10°	15°	20°	25°	30°	35°	40°
24,0		24,1	26,1	28,8	30,3	31,6	33,2	34,8	35,7
		2,2- 12,5- 23,9 ²⁾	2,2- 12,5- 23,6 ²⁾	2,2-16,0-23,1 ²⁾	2,2-22,5 ¹⁾ 2,2-20,4-22,5 ²⁾	2,2-21,7 ²⁾	2,2-20,7 ²⁾	2,2-19,6 ²⁾	2,2-18,3 ²⁾
		-2500-1160 ²⁾	-2500-1180 ²⁾	-1850-1200 ²⁾	800 ¹⁾ -1400-1250 ²⁾	1180 ²⁾	1000 ²⁾	870 ²⁾	750 ²⁾



Antriebe

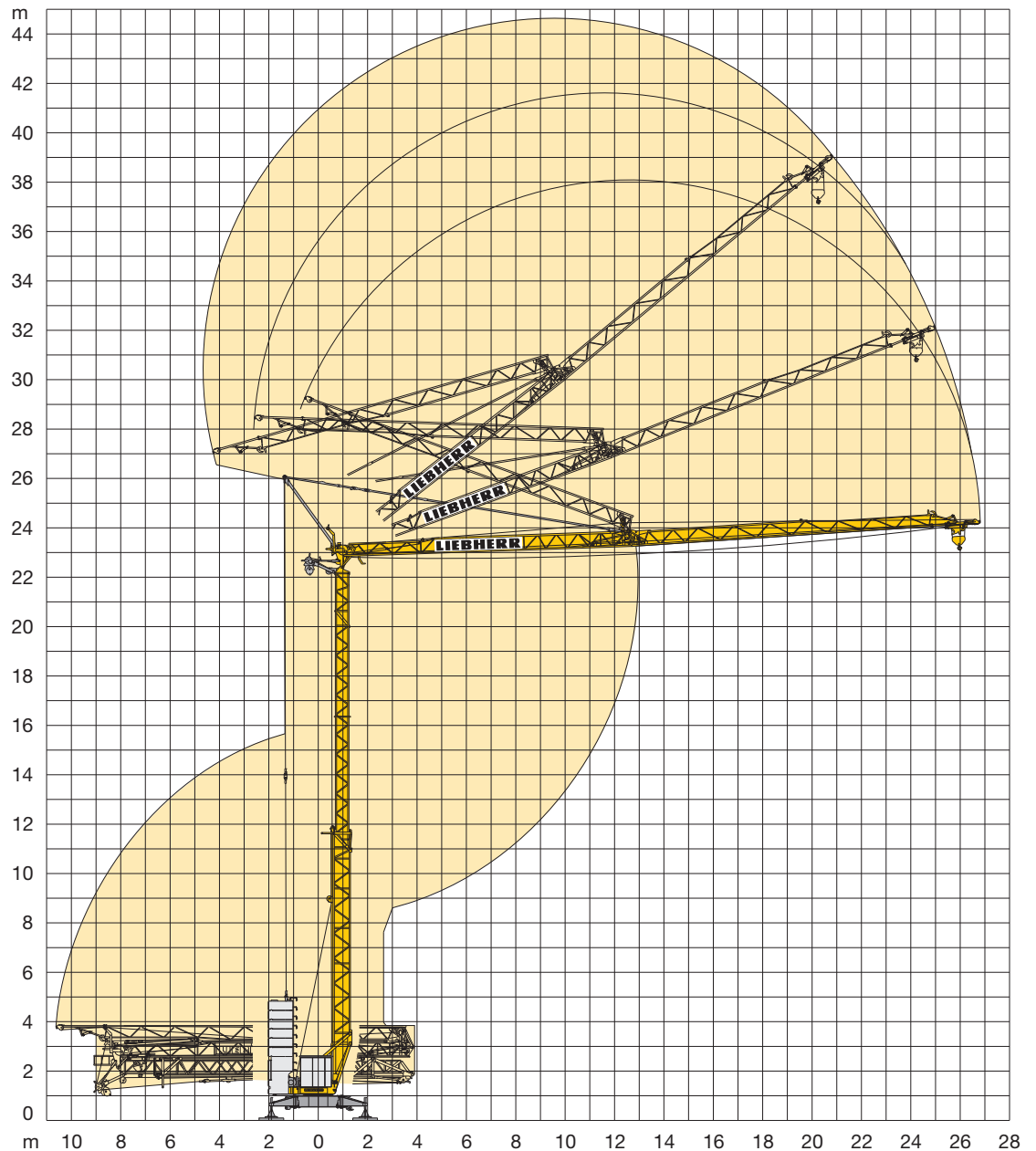
Driving units / Mécanismes d'entraînement / Meccanismi / Mecanismos / Mecanismos / Приводы

	0 ↔ 0,8 sl./min tr./min	1,5 kW EDC
	18,0 / 36,0 m/min	1,1 / 1,8 kW ¹⁾ 1,9 / 2,8 kW ²⁾
	ca. 160°/min	2,2 kW

	Stufe / Step / Cran / Marcia Velocidad / Velocidade Передача	kg	
		kg	m/min
11,0 kW KL	1	2500	5,0
	2	2500	20,0
	3	1300	40,0
11,0 kW FU	1	2500	4,0
	2	2500	20,0
	3	1300	38,0
	4	1000	50,0

BGL		C.0.08.0025
-----	--	-------------

400 V		Hz	kVA
71,0 m	4 x 6 mm ² KL	50	17,0 KL
96,0 m	4 x 6 mm ² FU		16,0 FU



Kolli-Liste

Packing List / Liste de colisage / Lista dei colli
 Lista de contenido / Lista de embalagem / Упаковочный лист

Pos. Item Voce Pos. Ref. Поз.	Anz. Qty. Qta. Cant. Cant. Кол-во				L (m)	B (m)	H (m)	kg
1	1	Ausleger-Verlängerung 24,0 m – 26,0 m Jib extension / Rallonge de la flèche / Elemento estensione braccio / Prolongación de pluma Extensão da lança / Удлинение стрелы			2,00	0,75	0,7	80
2	1	Transportachse vorne / Road transport axle front Essieux de transport avant / Asse di trasporto anteriore Eje delantero para transporte / Eixo de transporte dianteiro / Транспортiroвочная ось, передняя	Tra 100 KY 2 Tra 100 KY 6 Tra 100 KY 6 A		3,00	1,13	0,97	750 920 920
3	1	Transportachse hinten / Road transport axle behind Essieux de transport arrière / Asse di trasporto posteriore Eje trasero para transporte / Eixo de transporte traseiro / Транспортiroвочная ось, задняя	Tra 120 GY 1 A Tra 120 GY 1		1,90	2,50	1,05	1100

Konstruktionsänderungen vorbehalten! / Subject to alterations! / Sous
 réserves de modifications! / Riservato il diritto di modifiche strutturali!
 ¡Sujeto a modificaciones! / Salvo modificação da construação! / Права на
 внесение конструкторских изменений сохраняются!

Sämtliche Angaben erfolgen ohne Gewähr. / This information is supplied without liability. / Ces
 renseignements sont sans garantie. / Tutte le indicazioni fornite senza garanzia. / Declinamos
 toda responsabilidad derivada de la información proporcionada. / Declinamos qualquer respon-
 sabilidade quanto à informação fornecida. / Все данные указаны без обязательств.